


# LAND FOR SALE



- Location:** From the junction of NE Hwy 61 & 92 north of Kingsley Dam, 8 miles north on Hwy 61, 1 mile east and 1/2 mile north.
- Legal Description:** All Section 5-T16N-R38W of the 6th P.M., Keith County, NE.
- Acres:** 587.1 tax assessed acres
- Taxes:** 2012 real estate taxes payable in 2013 - \$2,388.60
- Land Use:** All range with one windmill and tank. There is no fence on south boundary; Seller will survey south line. Buyer is responsible for south fence at buyer's expense. Access is by easement across Section 8. Average fences.
- Price:** \$320,000 Cash
- Comments:** Short section with good grass cover. Access by easement road. Daughter has 10 day right to purchase.
- Contact:** Loren Johnson; Listing Agent - 308-539-4452 or [loren@agriaffiliates.com](mailto:loren@agriaffiliates.com)  
Mike Polk, Tony Eggleston, Jerry Weaver, Chase Dodson, Don Walker, Bruce Dodson, Greg Polk, Roger Luehrs

*Offered Exclusively By:*



## AGRI AFFILIATES, INC.

*... Providing Farm - Ranch Real Estate Services. ...*

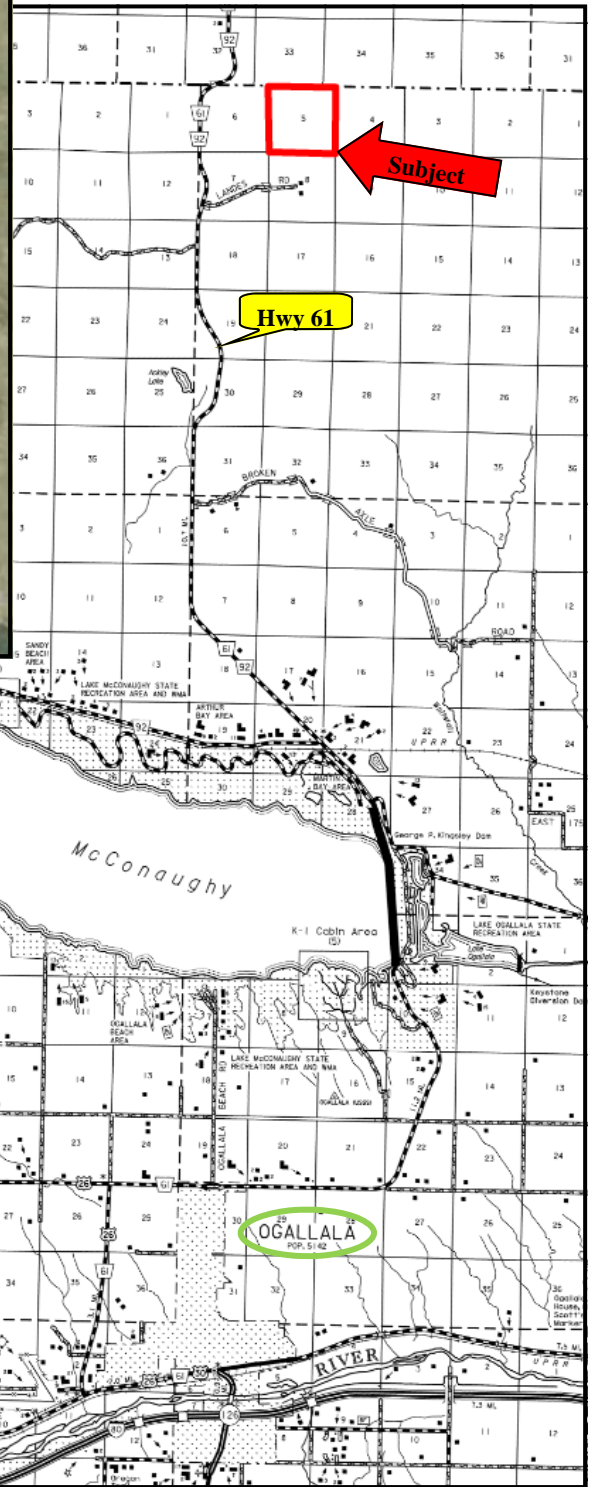
**NORTH PLATTE OFFICE**  
P.O. Box 1166  
I-80 & US Hwy 83  
North Platte, NE 69103  
[www.agriaffiliates.com](http://www.agriaffiliates.com)

**(308) 534-9240**

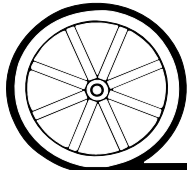
Fax (308) 534-9244

Information contained herein was obtained from sources deemed reliable. We have no reason to doubt the accuracy, but we do not guarantee it. Prospective Buyers should verify all information, including items of income and expense. All maps provided by Agri Affiliates, Inc. are approximations only, to be used as a general guideline, and not intended as survey accurate.





All maps provided by Agri Affiliates, Inc. are approximations only, to be used as a general guideline, and not intended as survey accurate.



# AGRI AFFILIATES, INC.

... Providing Farm - Ranch Real Estate Services. ...